



Q1. In which programs do you teach? (Mark all that apply with an "X")

- | | |
|---|---|
| <input type="checkbox"/> ADN | <input type="checkbox"/> Masters (MSN, MS, MA) |
| <input type="checkbox"/> BSN: traditional | <input type="checkbox"/> Doctor of Nursing Practice (DNP) |
| <input type="checkbox"/> BSN: accelerated | <input type="checkbox"/> PhD |
| <input type="checkbox"/> 2 nd Degree BSN | <input type="checkbox"/> Other (Specify): _____ |
| <input type="checkbox"/> RN to BSN | <input type="checkbox"/> Not Applicable |

Q2. At your current position, do you now or have you ever taught in any of the following specialty programs/courses? (Mark all that apply with an "X")

- | | |
|---|---|
| <input type="checkbox"/> Adult Health / Medical-Surgical | <input type="checkbox"/> Community / Public Health |
| <input type="checkbox"/> Maternal-Child Health / Pediatrics | <input type="checkbox"/> Management / Administration |
| <input type="checkbox"/> Psych / Mental Health | <input type="checkbox"/> Other (Specify): _____ |
| <input type="checkbox"/> Gerontological Nursing | <input type="checkbox"/> None / Do NOT teach specialty programs/courses |

Q3. Does the nursing school consider you a ...?

- Full-time faculty member  **CONTINUE TO Q4**
- Part-time faculty member  **END THE SURVEY...Thank you! Please return using enclosed, postage-paid envelope.**

Q4. How likely is it that you will change your status from full-time to part-time in the next year?

- Very likely
- Somewhat likely
- Somewhat unlikely
- Very unlikely
- Not Applicable

Q5. How likely is it that you will change your status from full-time to part-time in the next five years?

- Very likely
- Somewhat likely
- Somewhat unlikely
- Very unlikely
- Not Applicable

Q6. What is your rank? (Mark only one with an "X")

- | | |
|--|---|
| <input type="checkbox"/> Full Professor | <input type="checkbox"/> Instructor |
| <input type="checkbox"/> Associate Professor | <input type="checkbox"/> Lecturer |
| <input type="checkbox"/> Assistant Professor | <input type="checkbox"/> Other (Specify): _____ |

Q7. In what year did you become the rank indicated at question #6 at your current institution? Your best estimate is fine.

Enter Year: ____ _

Q8. In what year did you become a full-time faculty member at your current institution? Your best estimate is fine.

Enter Year: _____

Q9. Were you ever a full-time faculty member at any other nursing program?

- Yes
- No

Q9a. In what year were you appointed to full-time faculty at the first nursing program? Your best estimate is fine.

Enter Year: _____

NOW GO TO Q10

Q10. Is 50% or more of your full-time faculty position dedicated to administrative responsibilities?

- Yes
- No

Q10a. What is your administrative title? (*Check primary position only*)

<input type="checkbox"/> Dean	<input type="checkbox"/> Director
<input type="checkbox"/> Associate Dean	<input type="checkbox"/> Head
<input type="checkbox"/> Assistant Dean	<input type="checkbox"/> Coordinator
<input type="checkbox"/> Acting Dean	<input type="checkbox"/> Associate Director
<input type="checkbox"/> Chair	<input type="checkbox"/> Assistant Director
<input type="checkbox"/> Other (Specify): _____	

NOW GO TO Q11

Q11. Are you... (*Mark only one with an "X"*)

- On tenure track but not tenured
- NOT tenured because institution has no tenure system
- NOT on tenure track
- Tenured

Q11a. What is the likelihood that you will be awarded tenure at this institution?

- Very likely
- Somewhat likely
- Somewhat unlikely
- Very unlikely
- Not Applicable

NOW GO TO Q12

Q12. How many months of the year does your appointment cover?

Enter # of Months: _____

Q13. During the 2009-2010 academic year, ***in an average week while school was in session***, approximately how many hours did you spend at each of the following ***work activities related to your academic job?*** Do ***not*** include additional work that is ***not*** part of your faculty position (e.g. - working as a staff nurse when it is not included in your faculty salary).

If this is your ***first*** year as a ***full-time*** nursing faculty member, please estimate for the ***current*** academic year.

<u>Work Activity Related to Your Academic Job</u>	<u>Avg. Hours/Week</u>
Total hours per week spent on <u>all</u> work activities	_____
Advising / mentoring students (Include dissertation/thesis/capstone committees, office hours)	_____
Teaching – primarily didactic (Include instruction, preparation and grading for teaching in class, online, and independent study)	_____
Teaching – primarily clinical (Include clinical supervision in hospitals or elsewhere, skills or simulation laboratory, and preparation)	_____
Research (Funded and non-funded, including preparation of grant proposals and manuscripts)	_____
Service - university, school, and departmental (Include administrative responsibilities, meetings)	_____
Clinical practice	_____
Any other regularly occurring work activities	_____

Sum of these items should equal "Total hours per week spent on all work activities"

Q14. On how many university, school, and/or departmental ***committees*** did you serve during the 2009-2010 academic year? Do ***not*** include dissertation/thesis/capstone committees.

If this is your ***first*** year as a ***full-time*** nursing faculty member, please estimate for the ***current*** academic year.

Enter # of Committees: _____

Q15. Please answer the questions below concerning the different courses (including clinicals and practicums) you taught during the 2009-2010 academic year (including the summer of 2010, if applicable). If a lecture class has a lab, do not count the lab as a separate section. If the same course is taught in 2 semesters, count this as 1 course.

If this is your first year as a full-time nursing faculty member, please estimate for the current academic year.

	<u>How many sections?</u>	<u>What was the average # of students per section?</u>	<u>Was this course taught predominantly online?</u>		
Course 1	_____	_____	<input type="checkbox"/> Yes	<input type="checkbox"/> No	<input type="checkbox"/> In-class <u>and</u> online
Course 2	_____	_____	<input type="checkbox"/> Yes	<input type="checkbox"/> No	<input type="checkbox"/> In-class <u>and</u> online
Course 3	_____	_____	<input type="checkbox"/> Yes	<input type="checkbox"/> No	<input type="checkbox"/> In-class <u>and</u> online
Course 4	_____	_____	<input type="checkbox"/> Yes	<input type="checkbox"/> No	<input type="checkbox"/> In-class <u>and</u> online
Course 5	_____	_____	<input type="checkbox"/> Yes	<input type="checkbox"/> No	<input type="checkbox"/> In-class <u>and</u> online
Course 6	_____	_____	<input type="checkbox"/> Yes	<input type="checkbox"/> No	<input type="checkbox"/> In-class <u>and</u> online
Course 7	_____	_____	<input type="checkbox"/> Yes	<input type="checkbox"/> No	<input type="checkbox"/> In-class <u>and</u> online
Course 8	_____	_____	<input type="checkbox"/> Yes	<input type="checkbox"/> No	<input type="checkbox"/> In-class <u>and</u> online
Course 9	_____	_____	<input type="checkbox"/> Yes	<input type="checkbox"/> No	<input type="checkbox"/> In-class <u>and</u> online
Course 10	_____	_____	<input type="checkbox"/> Yes	<input type="checkbox"/> No	<input type="checkbox"/> In-class <u>and</u> online

Q15a. Did you teach the course(s) listed in question #15 over...

- 1 semester
- 2 semesters (includes same course taught once per semester)
- 2 semesters + summer?

Q16. For about how many students are you currently the academic advisor?

Enter # of Students: _____

If you are employed in an ADN program only...SKIP TO Q19

Q17. On how many Master's-level thesis or capstone committees did you serve during the 2009-2010 academic year? If this is your first year as a full-time nursing faculty member, please estimate for the current academic year.

Enter # of Committees: _____

Q18. On how many doctoral-level dissertation or capstone committees did you serve during the 2009-2010 academic year? If this is your first year as a full-time nursing faculty member, please estimate for the current academic year.

Enter # of Committees: _____

Q19. How many of each of the activities below did you accomplish between July 1, 2009 and June 30, 2010, regardless of whether you were a full-time faculty member at that time?

<u>Activity</u>	<u># of Times</u>
A course or program developed or significantly revised	_____
An existing course converted to an online format	_____
Presentation at a national or local conference	_____
Publication in a peer-reviewed journal	_____
Other publication or report	_____
Preparation of a grant proposal	_____
Review of a manuscript for a refereed journal	_____

Q20. How much do you agree or disagree with each of the following statements about the resources available to you at your school?

	<u>Agree Strongly</u>	<u>Agree Somewhat</u>	<u>Disagree Somewhat</u>	<u>Disagree Strongly</u>	<u>Not Applicable</u>
I have the necessary equipment and supplies to adequately teach my students.	<input type="checkbox"/>	<input type="checkbox"/>	<input type="checkbox"/>	<input type="checkbox"/>	<input type="checkbox"/>
I have adequate school travel funds for professional development.	<input type="checkbox"/>	<input type="checkbox"/>	<input type="checkbox"/>	<input type="checkbox"/>	<input type="checkbox"/>
My office space is sufficient.	<input type="checkbox"/>	<input type="checkbox"/>	<input type="checkbox"/>	<input type="checkbox"/>	<input type="checkbox"/>
My classroom space is sufficient.	<input type="checkbox"/>	<input type="checkbox"/>	<input type="checkbox"/>	<input type="checkbox"/>	<input type="checkbox"/>
I have sufficient internal funding to conduct my research.	<input type="checkbox"/>	<input type="checkbox"/>	<input type="checkbox"/>	<input type="checkbox"/>	<input type="checkbox"/>
I have peers who give me advice on research when I need it.	<input type="checkbox"/>	<input type="checkbox"/>	<input type="checkbox"/>	<input type="checkbox"/>	<input type="checkbox"/>
I have sufficient teaching support.	<input type="checkbox"/>	<input type="checkbox"/>	<input type="checkbox"/>	<input type="checkbox"/>	<input type="checkbox"/>
I have sufficient technology support.	<input type="checkbox"/>	<input type="checkbox"/>	<input type="checkbox"/>	<input type="checkbox"/>	<input type="checkbox"/>
I have colleagues to ask advice on promotion issues.	<input type="checkbox"/>	<input type="checkbox"/>	<input type="checkbox"/>	<input type="checkbox"/>	<input type="checkbox"/>
There is a sense of community within my department or school.	<input type="checkbox"/>	<input type="checkbox"/>	<input type="checkbox"/>	<input type="checkbox"/>	<input type="checkbox"/>
I have confidence in the current direction in which my department or school of nursing is headed.	<input type="checkbox"/>	<input type="checkbox"/>	<input type="checkbox"/>	<input type="checkbox"/>	<input type="checkbox"/>
My school offers adequate opportunities for fitness and recreation.	<input type="checkbox"/>	<input type="checkbox"/>	<input type="checkbox"/>	<input type="checkbox"/>	<input type="checkbox"/>

Q21. Overall, how satisfied are you with your academic job at your primary academic institution?

- Very Satisfied
- Somewhat Satisfied
- Somewhat Dissatisfied
- Very Dissatisfied
- Not Applicable

Q22. How satisfied are you with each of these aspects of your academic job at your primary academic institution?

	<u>Very Satisfied</u>	<u>Somewhat Satisfied</u>	<u>Somewhat Dissatisfied</u>	<u>Very Dissatisfied</u>	<u>Not Applicable</u>
Workload	<input type="checkbox"/>	<input type="checkbox"/>	<input type="checkbox"/>	<input type="checkbox"/>	<input type="checkbox"/>
Work schedule	<input type="checkbox"/>	<input type="checkbox"/>	<input type="checkbox"/>	<input type="checkbox"/>	<input type="checkbox"/>
Salary	<input type="checkbox"/>	<input type="checkbox"/>	<input type="checkbox"/>	<input type="checkbox"/>	<input type="checkbox"/>
Benefits	<input type="checkbox"/>	<input type="checkbox"/>	<input type="checkbox"/>	<input type="checkbox"/>	<input type="checkbox"/>
Climate for racial and ethnic minority faculty members	<input type="checkbox"/>	<input type="checkbox"/>	<input type="checkbox"/>	<input type="checkbox"/>	<input type="checkbox"/>
Job security	<input type="checkbox"/>	<input type="checkbox"/>	<input type="checkbox"/>	<input type="checkbox"/>	<input type="checkbox"/>
Flexibility to balance work and family life	<input type="checkbox"/>	<input type="checkbox"/>	<input type="checkbox"/>	<input type="checkbox"/>	<input type="checkbox"/>
Opportunity to use your skills and abilities	<input type="checkbox"/>	<input type="checkbox"/>	<input type="checkbox"/>	<input type="checkbox"/>	<input type="checkbox"/>
Autonomy and independence	<input type="checkbox"/>	<input type="checkbox"/>	<input type="checkbox"/>	<input type="checkbox"/>	<input type="checkbox"/>
Quality of your relationship with your school's administration	<input type="checkbox"/>	<input type="checkbox"/>	<input type="checkbox"/>	<input type="checkbox"/>	<input type="checkbox"/>
Opportunity to influence important decisions in your department or school	<input type="checkbox"/>	<input type="checkbox"/>	<input type="checkbox"/>	<input type="checkbox"/>	<input type="checkbox"/>
Meaningfulness of your work	<input type="checkbox"/>	<input type="checkbox"/>	<input type="checkbox"/>	<input type="checkbox"/>	<input type="checkbox"/>
Variety of work	<input type="checkbox"/>	<input type="checkbox"/>	<input type="checkbox"/>	<input type="checkbox"/>	<input type="checkbox"/>
Opportunities for career advancement	<input type="checkbox"/>	<input type="checkbox"/>	<input type="checkbox"/>	<input type="checkbox"/>	<input type="checkbox"/>
Your relationships with your students	<input type="checkbox"/>	<input type="checkbox"/>	<input type="checkbox"/>	<input type="checkbox"/>	<input type="checkbox"/>
Your relationships with your nursing faculty colleagues	<input type="checkbox"/>	<input type="checkbox"/>	<input type="checkbox"/>	<input type="checkbox"/>	<input type="checkbox"/>
Your relationships with your faculty colleagues outside of the nursing department/school	<input type="checkbox"/>	<input type="checkbox"/>	<input type="checkbox"/>	<input type="checkbox"/>	<input type="checkbox"/>

Q23. Please rate the following items on a 1-to-5 scale, where 1 = “None” and 5 = “A lot.”

	“None” 1	2	3	4	“A lot” 5	Not Applicable
The rewards for innovation in your job.	<input type="checkbox"/>	<input type="checkbox"/>	<input type="checkbox"/>	<input type="checkbox"/>	<input type="checkbox"/>	<input type="checkbox"/>
The amount of flexibility in your job.	<input type="checkbox"/>	<input type="checkbox"/>	<input type="checkbox"/>	<input type="checkbox"/>	<input type="checkbox"/>	<input type="checkbox"/>
The amount of visibility of your work-related activities within the institution.	<input type="checkbox"/>	<input type="checkbox"/>	<input type="checkbox"/>	<input type="checkbox"/>	<input type="checkbox"/>	<input type="checkbox"/>

Q24. (Removed)

Q25. How likely are you to leave the field of academic nursing...

	<u>Very likely</u>	<u>Somewhat likely</u>	<u>Somewhat unlikely</u>	<u>Very unlikely</u>	<u>Not Applicable</u>
... in the next <u>year</u> ?	<input type="checkbox"/>	<input type="checkbox"/>	<input type="checkbox"/>	<input type="checkbox"/>	<input type="checkbox"/>
... in the next <u>5 years</u> ?	<input type="checkbox"/>	<input type="checkbox"/>	<input type="checkbox"/>	<input type="checkbox"/>	<input type="checkbox"/>
... in the next <u>10 years</u> ?	<input type="checkbox"/>	<input type="checkbox"/>	<input type="checkbox"/>	<input type="checkbox"/>	<input type="checkbox"/>

*If you checked **any** of these, **CONTINUE TO Q26.***

*If you selected “Very unlikely” and/or “Not Applicable” to **all 3 items**, **GO TO Q28.***

Q26. Which best describes the next position you might have? (Mark only one with an “X”)

- Retired
- Employed as a nurse in a patient care setting
- Employed as a nurse in a non-patient care setting
- Employed, but not in nursing
- Not employed
- Other (Specify): _____

*If you checked “Retired” at Q26, **GO TO Q28.***

Q27. Which of the following is the main reason why you would leave the field of academic nursing? (Mark only one with an “X”)

- Seek more job security
- Seek higher salary
- Seek a more manageable workload
- Seek a more meaningful job
- Other (Specify): _____

Q28. If you stay in academic nursing, how likely are you to leave your primary academic institution...

	<u>Very likely</u>	<u>Somewhat likely</u>	<u>Somewhat unlikely</u>	<u>Very unlikely</u>	<u>Not Applicable</u>
... in the next <u>year</u> ?	<input type="checkbox"/>	<input type="checkbox"/>	<input type="checkbox"/>	<input type="checkbox"/>	<input type="checkbox"/>
... in the next <u>5 years</u> ?	<input type="checkbox"/>	<input type="checkbox"/>	<input type="checkbox"/>	<input type="checkbox"/>	<input type="checkbox"/>
... in the next <u>10 years</u> ?	<input type="checkbox"/>	<input type="checkbox"/>	<input type="checkbox"/>	<input type="checkbox"/>	<input type="checkbox"/>

If you checked ANY of these, **CONTINUE TO Q29.**

If you selected "Very unlikely" and/or "Not Applicable" to all 3 items, **GO TO Q30.**

Q29. What is the main reason why you would leave your current job? (Mark only one with an "X")

- | | |
|---|--|
| <input type="checkbox"/> Retire | <input type="checkbox"/> Seek a more manageable workload |
| <input type="checkbox"/> Seek more job security | <input type="checkbox"/> Seek a more meaningful job |
| <input type="checkbox"/> Seek higher salary | <input type="checkbox"/> Family/personal considerations |
| <input type="checkbox"/> Other (Specify): _____ | |

Q30. Please estimate your annual salary at your primary academic job, including summer, administrative, and research pay.
(Mark only one with an "X")

<input type="checkbox"/>	\$0
<input type="checkbox"/>	\$1 - \$24,999
<input type="checkbox"/>	\$25,000 - \$49,999
<input type="checkbox"/>	\$50,000 - \$74,999
<input type="checkbox"/>	\$75,000 - \$99,999
<input type="checkbox"/>	\$100,000 - \$149,000
<input type="checkbox"/>	\$150,000 - \$199,999
<input type="checkbox"/>	\$200,000 - \$300,000
<input type="checkbox"/>	More than \$300,000

Q31. Not counting the salary from your primary academic job or any income from other household members, please estimate your annual income from all other sources, (Mark only one with an "X")

<input type="checkbox"/>	\$0
<input type="checkbox"/>	\$1 - \$4,999
<input type="checkbox"/>	\$5,000 - \$9,999
<input type="checkbox"/>	\$10,000 - \$14,999
<input type="checkbox"/>	\$15,000 - \$24,999
<input type="checkbox"/>	\$25,000 - \$49,999
<input type="checkbox"/>	\$50,000 - \$74,999
<input type="checkbox"/>	\$75,000 - \$100,000
<input type="checkbox"/>	More than \$100,000

Q32. What is your total household income (include income from all household earners)?

Enter Income: _____

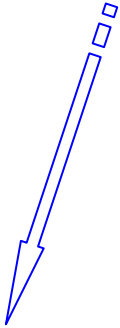
Q33. Including yourself, how many people (adults and children) are supported by that total household income?

Enter # of People: _____

Q34. Do you currently have a **NURSING** credential or degree?

Yes

No



Q34a. What is the highest NURSING credential or degree you have earned? (Mark only one with an "X")

- | | |
|---|---|
| <input type="checkbox"/> Associate Degree | <input type="checkbox"/> Master's |
| <input type="checkbox"/> Diploma | <input type="checkbox"/> Doctor of Nursing Practice (DNP) |
| <input type="checkbox"/> Baccalaureate | <input type="checkbox"/> PhD |
| <input type="checkbox"/> Other (Specify): _____ | |

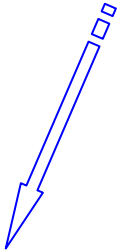
Q34b. In what year did you earn your highest NURSING degree?

Enter Year: _____ **NOW GO TO Q35**

Q35. Are you currently working on a/another **NURSING** credential or degree?

Yes

No



Q35a. What NURSING credential(s) or degree(s) are you currently working on? (Mark all that apply with an "X")

- | | |
|---|---|
| <input type="checkbox"/> Associate Degree | <input type="checkbox"/> Master's |
| <input type="checkbox"/> Diploma | <input type="checkbox"/> Doctor of Nursing Practice (DNP) |
| <input type="checkbox"/> Baccalaureate | <input type="checkbox"/> PhD |
| <input type="checkbox"/> Other (Specify): _____ | |

NOW GO TO Q36

Q36. Do you have a **NON-NURSING** degree?

Yes

No



Q36a. What is the highest NON-NURSING degree you have earned? (Mark only one with an "X")

- | | |
|---|----------------------------------|
| <input type="checkbox"/> Bachelor's (BA, BS, etc.) | <input type="checkbox"/> LLB, JD |
| <input type="checkbox"/> Master's (MA, MS, MBA, etc.) | <input type="checkbox"/> EdD |
| <input type="checkbox"/> PhD | |
| <input type="checkbox"/> Other (Specify): _____ | |

Q36b. In what year did you earn your highest NON-NURSING degree?

Enter Year: _____ **NOW GO TO Q37**

Q37. Are you currently working on a/another NON-NURSING degree?

- Yes
- No

Q37a. What NON-NURSING degree(s) are you currently working on? (Mark all that apply with an "X")

- Bachelor's (BA, BS, etc.)
- Master's (MA, MS, MBA, etc.)
- PhD
- Other (Specify): _____
- LLB, JD
- EdD

NOW GO TO Q38

Q38. Are you currently licensed as an RN?

- No
- Yes

Q38a. Were you ever licensed?

- Yes
- No

NOW GO TO Q39

Q38b. In what year were you first licensed?

Enter Year: _____

NOW GO TO Q39

Q39. Are you certified as an advanced practice registered nurse (APRN)?

- Yes
- No

Q39a. Are you a... (Mark all that apply with an "X")

- Nurse practitioner
- Clinical nurse specialist
- Nurse midwife
- Nurse anesthetist

NOW GO TO Q40

Q40. Do you have advanced preparation in ...? (Mark all that apply with an "X")

- Adult Health / Medical-Surgical
- Maternal-Child Health / Pediatrics
- Psych / Mental Health
- Gerontological Nursing
- Community / Public Health
- Management / Administration
- Other (Specify): _____
- None of these / No Advanced Preparation

Q41. Did your preparation for your role as a faculty member include any of the following?

(Mark all that apply with an "X")

- Graduate courses in education
- Post-master's certificate in nursing education
- Assignment to a mentor
- Service as a teaching assistant during graduate study
- Other (Specify): _____
- None / I have NOT received any preparation for my role as a faculty member

Q42. What is your year of birth?

19 ____ ____

Q43. What is your gender?

- Female
 Male

Q44. What is your current marital status? (Mark only one with an "X")

- Married
 Single and never been married
 Unmarried, living with partner
 Divorced
 Widowed
 Separated

Q45. Would you say your health is...

- Excellent,
 Very good,
 Good,
 Fair, or
 Poor?

Q46. Are you of Hispanic, Latino, or Spanish origin?

- Yes
 No

Q47. What is your race? (Mark only one with an "X")

- American Indian or Alaska Native, Aleut, Eskimo
 Asian or other Pacific Islander
 Black or African-American
 White or Caucasian
 Two or more races (Specify): _____
 Other (Specify): _____

Q48. Were you born inside the United States, Puerto Rico, or other U.S. territories (including Guam, U.S. Virgin Islands, American Samoa, Northern Marianas Islands, Marshall Islands, or if born on a U.S. military base regardless of the country)?

- Yes, born inside the U.S., Puerto Rico, other U.S. territory, or on a U.S. military base
 No (Specify Country of Birth): _____

Thank you.